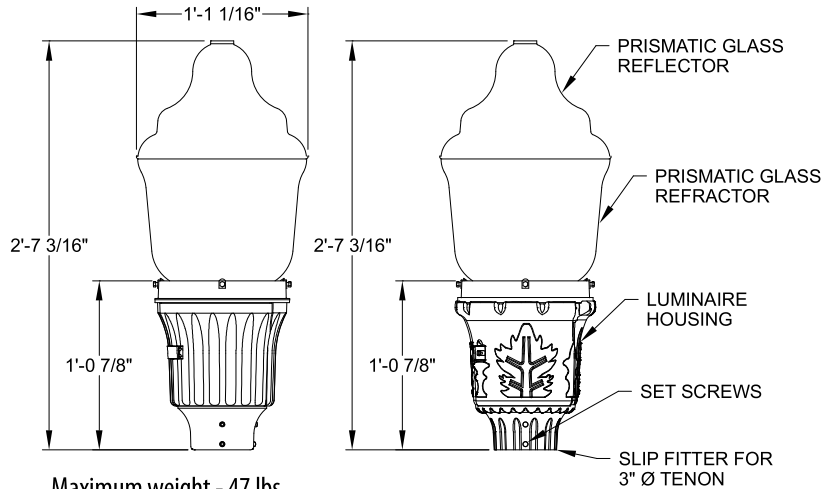


Catalog Number	GVD3 P20 40K MVOLT MS GL5 BK ST TBK	
Notes		Type



* Shown with MS Housing



Maximum weight - 47 lbs
Maximum effective projected area - 1.38 sq. ft.

GVD3

Granville Classic Utility LED3



SPECIFICATIONS

General Description

The Granville Classic Utility LED3 is designed for ease of maintenance with the plug-in electrical module common to each of the luminaires in Holophane's Utility Luminaire Series. The traditional acorn-shaped luminaire, while reminiscent of the 1920's, contains a powerful, stalk-mounted Chip-On-Board LED platform with a precision optical system that maximizes post spacings while maintaining uniform illumination.

Mechanical Specifications

The luminaire housing shall:

- Be heavy grade A360 cast aluminum (aluminum with <1% copper)
- IP55 rated housing provides tool-less access with a spring-loaded latch
- Incorporate a hidden hinge door allowing the door to swing open and remain open
- Offer units with an EEL- NEMA twist lock photocontrol receptacle, the housing contains a tempered glass window to allow light to reach the cell
- Mount to slip-fitter that will accept 3" high by 2-7/8" to 3-1/8" O.D. pole tenon
- Provide four uniquely designed stainless steel spring clips, enclosed in a clear polyvinyl chloride sleeve and adjusted by 1/4-20 hex-head bolts that securely cradle the prismatic glass refractor. The same 1/4-20 bolts also support the decorative rib and banding assembly.

The finish shall:

- Utilize a polyester power coat paint to ensure maximum durability
- Rigorous multi-stage pre-treating and painting process yields a finish that achieves a scribe creepage rating of 8 (per ASTM D1654) after over 5000 hours exposure to salt fog chamber (operated per ASTM B117) on standard and RAL finish options.
- RAL (RALxxxxSDCR) paint colors are Super Durable Corrosion Resistant, 80% gloss.

Electrical Specifications

The driver shall meet the following requirements:

- Certified by UL or CSA for wet locations
- A factory programmable electronic driver with 0-10V dimming control leads
- LEDs shall have a minimum of 70 CRI and available in 2700K, 3000K, 4000K, and 5000K CCT
- The electrical system shall be designed to meet ANSI/IEEE C62.41.2 and shall offer a 10kV/5kA surge protection, fail off, as standard with an upgradable 20kV/10kA surge protection, fail off with indicator light, option
- Lumen output can be customized prior to manufacturing by way of FPDxx Options
- The electrical components are mounted on an aluminum plate that is removeable with minimum use of tools. A matching five conductor plug connects to the receptacle in the luminaire housing to complete the wiring. For photoelectric operation, the electrical module is provided with an EEL-NEMA twist-lock photocell receptacle.

Optical Specifications

The optical system is IP66 rated and consists of a precisely molded thermal resistant borosilicate glass refractor and top reflector mounted within the decorative glass optic. The top reflector redirects over 50% of the upward light into the controlling refractor while allowing a soft up-light component to define the traditional acorn shape of the luminaire. The lower refractor uses precisely molded prisms to maximize the pole spacings while maintaining uniform illuminance. Two refractors are available, designed for IES type III and V distributions. Lunar Optics shielding is available for asymmetric and symmetric distributions.

Control Options

The control options shall include, but not limited to, the following:

- Field adjustable output to adjust output to luminaire - AO
- Long life photocontrol, 20 years - PCLL, P34 and P48 with DTL
- 7 pin receptacles internally in housing (PR7) or inside glass mounted (PR7E - not for use with photocontrols & nodes must have photocontrol disabled)
- nLight Air rSBOR6 outdoor fixture-mounted motion and photo-sensor, features a dual radio to communicate wirelessly to other nLight Air devices for group response to motion, on/off control in response to daylight and by switch - RSBOR6
- Fixture embedded nLight Air network interface for individual fixture control and dimming - NLTAIR2.

Certification and Standards

- Luminaire shall be UL or CSA listed.
- Suitable for operation in an ambient temperature up to 40°C / 105°F per UL or CSA certification
- LM79 compliant
- DesignLights Consortium® (DLC) Premium qualified product and DLC qualified product. Not all versions of this product may be DLC Premium qualified or DLC qualified. Please check with the DLC Qualified Products List at www.designlights.org/QPL to confirm which versions are qualified.

BUY AMERICAN ACT

This product is assembled in the USA and meets the Buy America(n) government procurement requirements under FAR, DFARS and DOT regulations. Please refer to www.acuitybrands.com/resources/buyamerican for additional information.

Warranty

5-year limited warranty. This is the only warranty provided and no other statements in this specification sheet create any warranty of any kind. All other express and implied warranties are disclaimed. Complete warranty terms located at: www.acuitybrands.com/support/warranty/terms-and-conditions

Note: Actual performance may differ as a result of end-user environment and application. All values are design or typical values, measured under laboratory conditions at 25 °C. Specifications subject to change without notice.

ORDERING INFORMATION

Example: GVD3 P30 30K MVOLT MS GL3 BK RB ST TBK AO

Series	LED Performance Package	LED Color temperature	Voltage	Housing Style
GVD3 Granville Classic Utility LED3	P10 3,300 nominal lumens P20 5,500 nominal lumens P30 8,400 nominal lumens P40 10,900 nominal lumens P50 13,200 nominal lumens	27K 2700K CCT 30K 3000K CCT 40K 4000K CCT 50K 5000K CCT	MVOLT AUTO-SENSING 120-277V 50/60HZ HVOLT AUTO-SENSING 347-480V 50/60HZ	MS Modern Style Swing Open Design LS Leaf Style Swing Open Design

Optics	Housing Color	Trim	Finial	Finial Color
GL3 Glass, Type III GL5 Glass, Type V GL3LU Glass, Type III Lunar Optics GL5LU Glass, Type V Lunar Optics	BK Black BZ Bronze GH Graphite GN Green GR Grey PP Prime Paint WH White CMC CustomMatchColor Finish XX STD Finish, TBD RALxxxxSDCR RAL Super Durable Corrosion Resistant, 80% Gloss Paint, replace xxxx with RAL number.	[Blank] No Trim RB Ribs & Band SY Syracuse Style with Cover (MS Housing only)	[Blank] No Finial BL Ball CL Clear EG Eagle FL Flower PN Pawn CR Cross ST Standard RM Roman Cross	TBK Black TBZ Bronze TGL Gold TGH Graphite TGN Green TGR Grey TPP Prime Paint TWH White TCMC CustomMatchColor Finish TRALxxxxSDCR RAL Super Durable Corrosion Resistant, 80% Gloss Paint, replace xxxx with RAL number. TXX STD FINISH, TBD

Options: Option Compatibility Matrix on page 3 of 4

CONTROLS OPTIONS	PREWIRED LEAD OPTIONS	COVER OPTIONS
AO Field Adjustable Output	L1H 1.5 ft prewired leads	FC Full Cover
PR7 NEMA twistlock dimming photocontrol receptacle - 7 pin	L03 3 ft prewired leads	MC Mayfield Half Cover
PR7E NEMA twistlock dimming photocontrol receptacle - 7 Pin (Under Glass)	L10 10 ft prewired leads	
PCLL Long Life DTL Twistlock Photocontrol for Solid State, MVOLT	L20 20 ft prewired leads	NEMA LABEL OPTIONS
P34 Long Life DTL Twistlock Photocontrol for Solid State, 347V	L25 25 ft prewired leads	NL1X1 1" X 1" ANSI Wattage Label
P48 Long Life DTL Twistlock Photocontrol for Solid State, 480V	L30 30 ft prewired leads	NL2X2 2" X 2" ANSI Wattage Label
SH Shorting Cap		
RSBOR6 nLight Motion Sensing Photocontrols		
NLTAIR2 nLight rIO 2.0 Antenna		
DRIVER ELECTRICAL OPTIONS		
FPDxx Factory Programmed Driver		
20KV Extreme surge protection 20KV/10kA, fail off with indicator light		

Accessories: Order as separate catalog number.

DECORATIVE BAND OPTIONS	HOUSE-SIDE SHIELD OPTIONS
GVBANDX Decorative Band	GVDHSS90 House Side Shield Solid 90°
<i>NOTE:</i> Field installed. For use with units without factory installed ribs and band. X = Band color, example GVBANDBK (black).	GVDHSS12 House Side Shield Solid 120°
	GVDHSS18 House Side Shield Solid 180°
	GVDHSL90 House Side Shield Solid 90° (Lunar)
	GVDHSL12 House Side Shield Solid 120° (Lunar)
	GVDHSL18 House Side Shield Solid 180° (Lunar)

LUMEN AMBIENT TEMPERATURE (LAT) MULTIPLIERS

Use the factors to determine relative lumen output for average ambient temperatures from 0-40°C (32-104°F)

Ambient Temp		Lumen Multiplier	
°C	°F	P10, P20	P30, P40, P50
0	32	1.03	1.04
5	41	1.02	1.03
10	50	1.02	1.03
15	59	1.01	1.02
20	68	1.01	1.01
25	77	1.00	1.00
30	86	0.99	0.99
35	94	0.99	0.98
40	104	0.98	0.97

PROJECTED LED LUMEN MAINTENANCE

Data references the extrapolated performance projections for the platforms noted in 25°C ambient, based on 6,000 hours of LED testing (tested per IESNA LM-80-08 and projected per IESNA TM-21-11). To calculate LLF, use the lumen maintenance factor that corresponds to the desired number of operating hours below. For other lumen maintenance values, contact factory.

Lumen Maintenance - LLD (Same for all LED packages)							
Hours	0	25,000	36,000	50,000	60,000	75,000	100,000
Factor	1	0.96	0.94	0.91	<i>0.90</i>	<i>0.87</i>	<i>0.83</i>

The *italicized* data is extrapolated beyond the TM-21 standard.

PERFORMANCE DATA

Performance Package	Distribution	Input Watts	27K (2700K CCT, 70 CRI)					30K (3000K CCT, 70 CRI)					40K (4000K CCT, 70 CRI)					50K (5000K CCT, 70 CRI)				
			Lumens	LPW	B	U	G	Lumens	LPW	B	U	G	Lumens	LPW	B	U	G	Lumens	LPW	B	U	G
P10	GL3	23	2,891	126	1	3	3	3,281	143	1	3	3	3,342	145	1	3	3	3,403	148	1	3	3
	GL5		2,890	126	2	3	2	3,281	143	2	3	2	3,341	145	2	3	2	3,402	148	2	3	2
	GL3LU		2,386	104	1	3	2	2,709	118	1	3	2	2,759	120	1	3	2	2,809	122	1	3	2
	GL5LU		2,397	104	2	3	1	2,720	118	2	3	1	2,771	120	2	3	1	2,821	123	2	3	2
P20	GL3	39	4,753	122	2	4	4	5,395	138	2	4	4	5,494	141	2	4	4	5,594	143	2	4	4
	GL5		4,752	122	3	4	3	5,394	138	3	4	3	5,494	141	3	4	3	5,594	143	3	4	3
	GL3LU		3,923	101	2	3	3	4,453	114	2	3	3	4,536	116	2	3	3	4,618	118	2	3	3
	GL5LU		3,940	101	3	3	2	4,472	115	3	3	2	4,555	117	3	3	2	4,638	119	3	3	2
P30	GL3	61	7,273	119	2	4	5	8,256	135	2	5	5	8,409	138	2	5	5	8,562	140	3	5	5
	GL5		7,272	119	3	5	3	8,255	135	3	5	4	8,408	138	3	5	4	8,561	140	3	5	4
	GL3LU		6,004	98	2	3	3	6,815	112	2	4	3	6,942	114	2	4	3	7,068	116	2	4	3
	GL5LU		6,030	99	3	3	2	6,845	112	3	3	3	6,972	114	3	3	3	7,099	116	3	3	3
P40	GL3	80	9,460	118	3	5	5	10,738	134	3	5	5	10,937	137	3	5	5	11,136	139	3	5	5
	GL5		9,459	118	3	5	4	10,736	134	4	5	4	10,935	137	4	5	4	11,134	139	4	5	4
	GL3LU		7,809	98	3	4	3	8,864	111	3	4	4	9,028	113	3	4	4	9,192	115	3	4	4
	GL5LU		7,843	98	4	4	3	8,902	111	4	4	3	9,067	113	4	4	3	9,232	115	4	4	3
P50	GL3	99	11,419	115	3	5	5	12,961	131	3	5	5	13,202	133	3	5	5	13,442	136	3	5	5
	GL5		11,417	115	4	5	4	12,959	131	4	5	5	13,200	133	4	5	5	13,440	136	4	5	5
	GL3LU		9,426	95	3	4	4	10,699	108	3	4	4	10,898	110	3	4	4	11,096	112	3	4	4
	GL5LU		9,467	96	4	4	3	10,746	109	4	4	3	10,945	111	4	4	3	11,144	113	4	4	3

FPDXX DATA OPTIONS

FPDxx Setting		P10 27K				P10 30K				P10 40K				P10 50K			
Setting	Wattage	GL3	GL5	GL3LU	GL5LU	GL3	GL5	GL3LU	GL5LU	GL3	GL5	GL3LU	GL5LU	GL3	GL5	GL3LU	GL5LU
Standard	23	2,891	2,890	2,386	2,397	3,281	3,281	2,709	2,720	3,342	3,341	2,759	2,771	3,403	3,402	2,809	2,821
FPD95	22	2,754	2,753	2,273	2,284	3,126	3,126	2,581	2,591	3,184	3,183	2,629	2,640	3,242	3,241	2,676	2,688
FPD90	21	2,617	2,616	2,160	2,170	2,970	2,970	2,453	2,463	3,026	3,025	2,498	2,509	3,081	3,080	2,543	2,554

FPDxx Setting		P20 27K				P20 30K				P20 40K				P20 50K			
Setting	Wattage	GL3	GL5	GL3LU	GL5LU	GL3	GL5	GL3LU	GL5LU	GL3	GL5	GL3LU	GL5LU	GL3	GL5	GL3LU	GL5LU
Standard	39	4,753	4,752	3,923	3,940	5,395	5,394	4,453	4,472	5,494	5,494	4,536	4,555	5,594	5,594	4,618	4,638
FPD95	37	4,530	4,529	3,739	3,755	5,142	5,141	4,244	4,262	5,236	5,236	4,323	4,341	5,332	5,332	4,401	4,421
FPD90	35	4,306	4,305	3,554	3,570	4,888	4,887	4,034	4,052	4,978	4,978	4,110	4,127	5,068	5,068	4,184	4,202
FPD85	33	4,081	4,080	3,368	3,383	4,632	4,632	3,824	3,840	4,717	4,717	3,895	3,911	4,803	4,803	3,965	3,982
FPD80	31	3,855	3,854	3,182	3,196	4,376	4,375	3,612	3,627	4,456	4,456	3,679	3,694	4,537	4,537	3,745	3,762
FPD75	29	3,628	3,627	2,994	3,007	4,118	4,117	3,399	3,413	4,193	4,193	3,462	3,476	4,269	4,269	3,525	3,540
FPD70	27	3,399	3,398	2,806	2,818	3,858	3,858	3,185	3,198	3,929	3,929	3,244	3,258	4,001	4,001	3,303	3,317

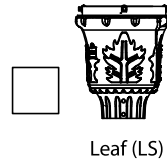
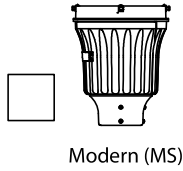
FPDxx Setting		P30 27K				P30 30K				P30 40K				P30 50K			
Setting	Wattage	GL3	GL5	GL3LU	GL5LU	GL3	GL5	GL3LU	GL5LU	GL3	GL5	GL3LU	GL5LU	GL3	GL5	GL3LU	GL5LU
Standard	61	7,273	7,272	6,004	6,030	8,256	8,255	6,815	6,845	8,409	8,408	6,942	6,972	8,562	8,561	7,068	7,099
FPD95	58	6,941	6,940	5,730	5,754	7,879	7,878	6,504	6,532	8,025	8,024	6,625	6,653	8,171	8,170	6,745	6,775
FPD90	55	6,605	6,605	5,453	5,477	7,498	7,497	6,189	6,217	7,637	7,636	6,305	6,332	7,776	7,775	6,419	6,447
FPD85	52	6,267	6,266	5,174	5,196	7,114	7,113	5,872	5,898	7,246	7,245	5,982	6,008	7,378	7,377	6,090	6,117
FPD80	48	5,789	5,789	4,779	4,800	6,572	6,571	5,425	5,449	6,694	6,693	5,526	5,550	6,815	6,815	5,626	5,651
FPD75	46	5,394	5,393	4,453	4,472	6,123	6,122	5,054	5,076	6,236	6,235	5,148	5,170	6,350	6,349	5,242	5,265
FPD70	43	5,034	5,033	4,156	4,174	5,714	5,714	4,717	4,738	5,820	5,820	4,805	4,826	5,926	5,926	4,892	4,914

FPDxx Setting		P40 27K				P40 30K				P40 40K				P40 50K			
Setting	Wattage	GL3	GL5	GL3LU	GL5LU	GL3	GL5	GL3LU	GL5LU	GL3	GL5	GL3LU	GL5LU	GL3	GL5	GL3LU	GL5LU
Standard	80	9,460	9,459	7,809	7,843	10,738	10,736	8,864	8,902	10,937	10,935	9,028	9,067	11,136	11,134	9,192	9,232
FPD95	75	9,045	9,044	7,467	7,499	10,267	10,265	8,475	8,512	10,457	10,456	8,632	8,669	10,648	10,646	8,789	8,827
FPD90	71	8,624	8,623	7,119	7,150	9,789	9,788	8,081	8,116	9,971	9,969	8,231	8,266	10,152	10,151	8,380	8,417
FPD85	67	8,197	8,196	6,767	6,796	9,305	9,303	7,681	7,714	9,477	9,475	7,823	7,857	9,650	9,648	7,965	8,000
FPD80	63	7,764	7,763	6,409	6,437	8,813	8,811	7,275	7,306	8,976	8,975	7,409	7,442	9,140	9,138	7,544	7,577

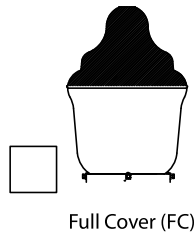

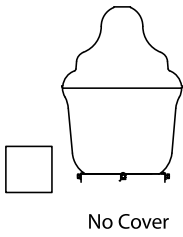
FPDxx Setting		P50 27K				P50 30K				P50 40K				P50 50K			
Setting	Wattage	GL3	GL5	GL3LU	GL5LU	GL3	GL5	GL3LU	GL5LU	GL3	GL5	GL3LU	GL5LU	GL3	GL5	GL3LU	GL5LU
Standard	99	11,419	11,417	9,426	9,467	12,961	12,959	10,699	10,746	13,202	13,200	10,898	10,945	13,442	13,440	11,096	11,144
FPD95	93	10,940	10,939	9,031	9,070	12,418	12,416	10,251	10,296	12,649	12,647	10,441	10,486	12,879	12,877	10,631	10,677
FPD90	88	10,452	10,450	8,628	8,665	11,863	11,861	9,793	9,836	12,084	12,082	9,975	10,018	12,303	12,301	10,156	10,200
FPD85	83	9,953	9,951	8,215	8,251	11,297	11,295	9,325	9,366	11,507	11,505	9,498	9,539	11,716	11,714	9,671	9,713

Mark Appropriate Box for Trim Option

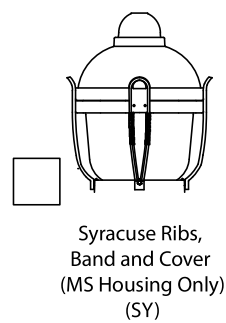
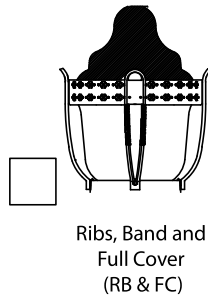
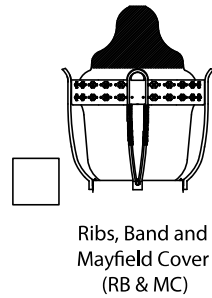
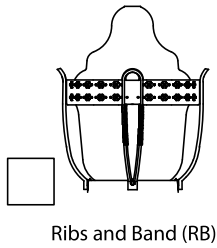
Housing



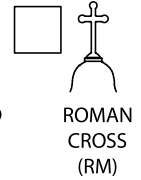
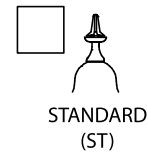
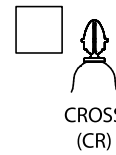
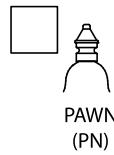
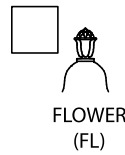
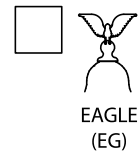
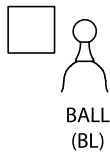
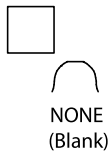
Cover



Ribs & Bands



Finial



GVD3

Granville Classic Utility LED3



OPTIONAL COMPONENTS



AO
Manual field adjustable output dimming device



RSBOR6
Motion and photosensor (Black) communicates wirelessly to other nLight AIR devices



20KV
Safeguard your investment from extreme voltage spikes with our new Extreme 20kV/10kA SPD



NLTAIR2
Fixture embedded nLight AIR network interface provides individual fixture control and digital dimming capabilities



The Rapid Ship Pole and Luminaire program provides quick solutions for urgent needs.

The most popular and readily available are available for those urgent projects. Select from the following options to get up to 20 units shipped in 20 working days or less!

ORDERING INFORMATION

Example: GVD3 P30 30K MVOLT MS GL3 BK RB ST TBK AO

Series	LED Performance Package	LED Color temperature	Voltage	Housing Style
GVD3 Granville Classic Utility LED3	P10 3,300 nominal lumens P20 5,500 nominal lumens P30 8,400 nominal lumens P40 10,900 nominal lumens P50 13,200 nominal lumens	27K 2700K CCT 30K 3000K CCT 40K 4000K CCT 50K 5000K CCT	MVOLT Auto-Sensing 120-277V 56/60 HZ HVOLT Auto-Sensing 347-480V 56/60 HZ	MS Modern Style, Hinged Door

Optics	Housing Color	Trim	Finial	Finial Color
GL3 Glass, Type III GL5 Glass, Type V	BK Black GN Green BZ Bronze GR Grey GH Graphite WH White	(Blank) No Trim RB Ribs & Bands	(Blank) No Finial ST Standard CL Clear RM Roman Cross	TBK Black TGN Green TBZ Bronze TGR Grey TGH Graphite TWH White TGL Gold

Options: Option Compatibility Matrix on page 3 of 4		
CONTROLS OPTIONS AO Field Adjustable Output PR7 NEMA twistlock dimming photocontrol receptacle - 7 pin PR7E NEMA twistlock dimming photocontrol receptacle - 7 Pin (Under Glass) PCLL Long Life DTL Twistlock Photocontrol for Solid State, MVOLT SH Shorting Cap DRIVER ELECTRICAL OPTIONS FPDxx Factory Programmed Driver 20KV Extreme surge protection 20kV/10kA, fail off with indicator light	PREWIRED LEAD OPTIONS L1H 1.5 ft prewired leads L03 3 ft prewired leads L10 10 ft prewired leads L20 20 ft prewired leads	COVER OPTIONS FC Full Cover MC Mayfield Cover NEMA LABEL OPTIONS NL1X1 1"X1" ANSI Wattage Label NL 2x2 2"X2" ANSI Wattage Label

Accessories: Order as separate catalog number.	
HOUSE-SIDE SHIELD OPTIONS	
GVDHSS90	House Side Shield solid 90°
GVDHSS12	House Side Shield solid 120°
GVDHSS18	House Side Shield solid 180°